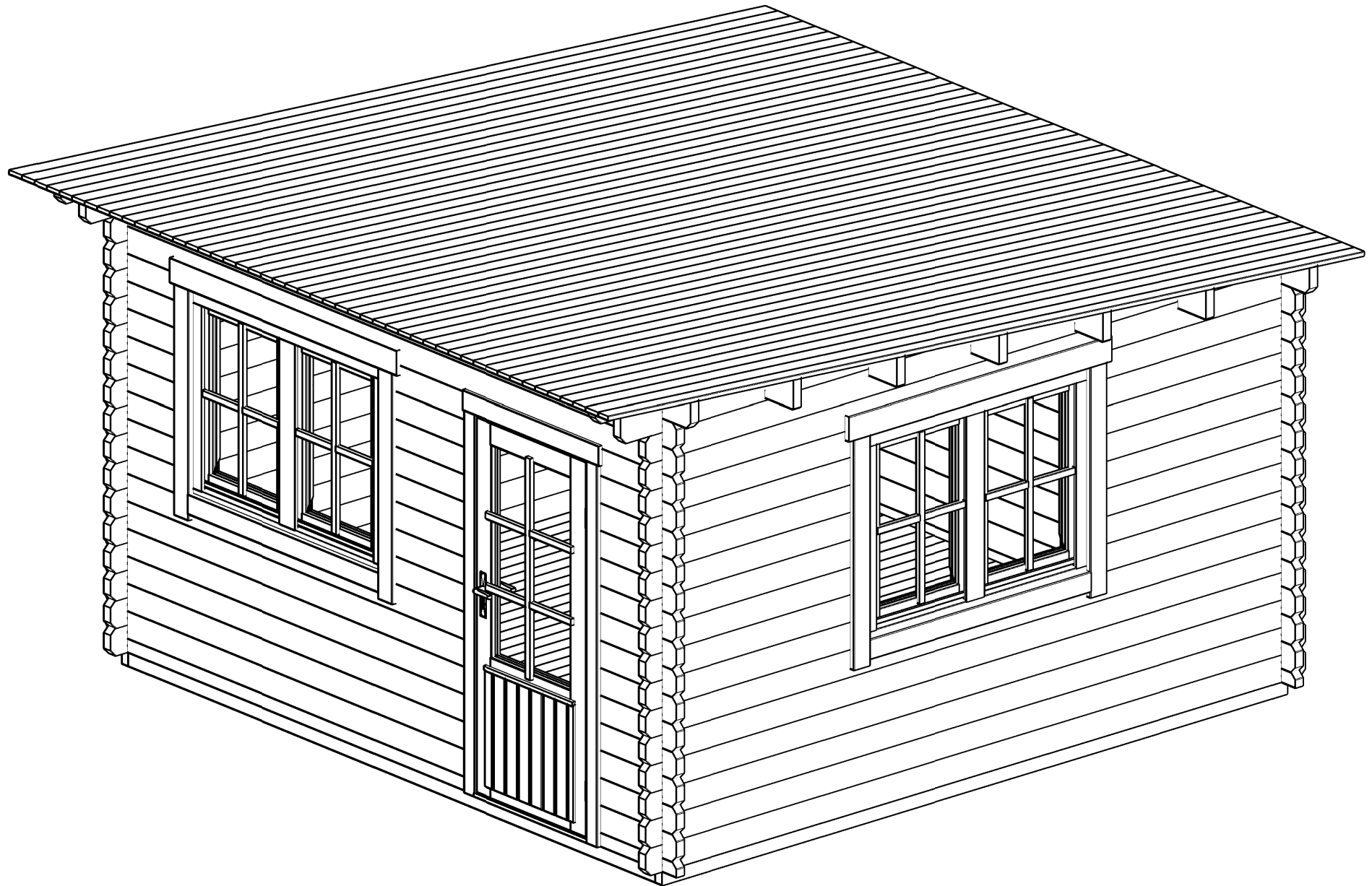
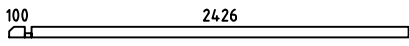
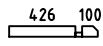
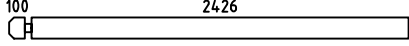
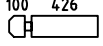






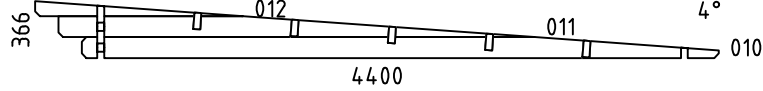
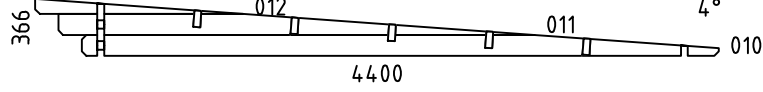


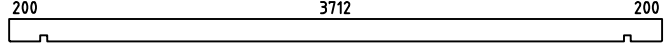
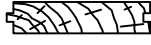


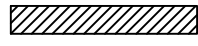
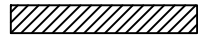


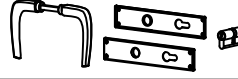
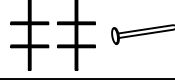




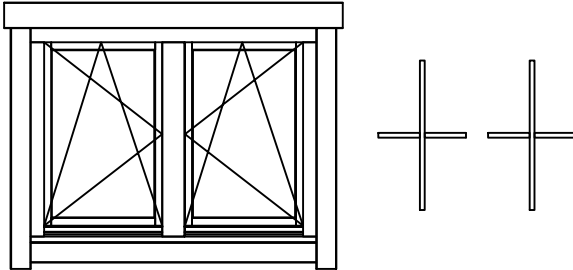



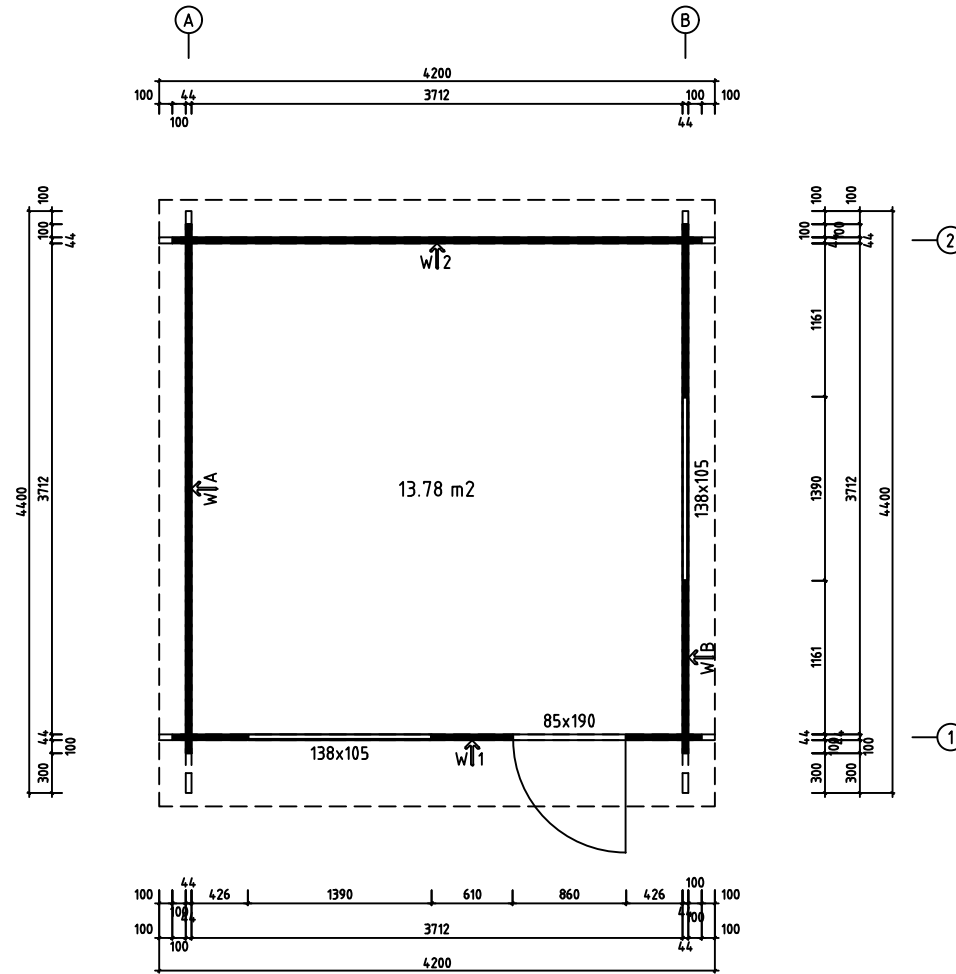
Diego 44 4x4




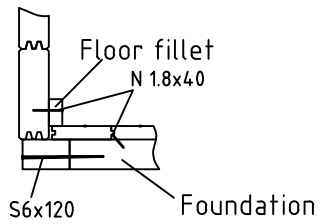
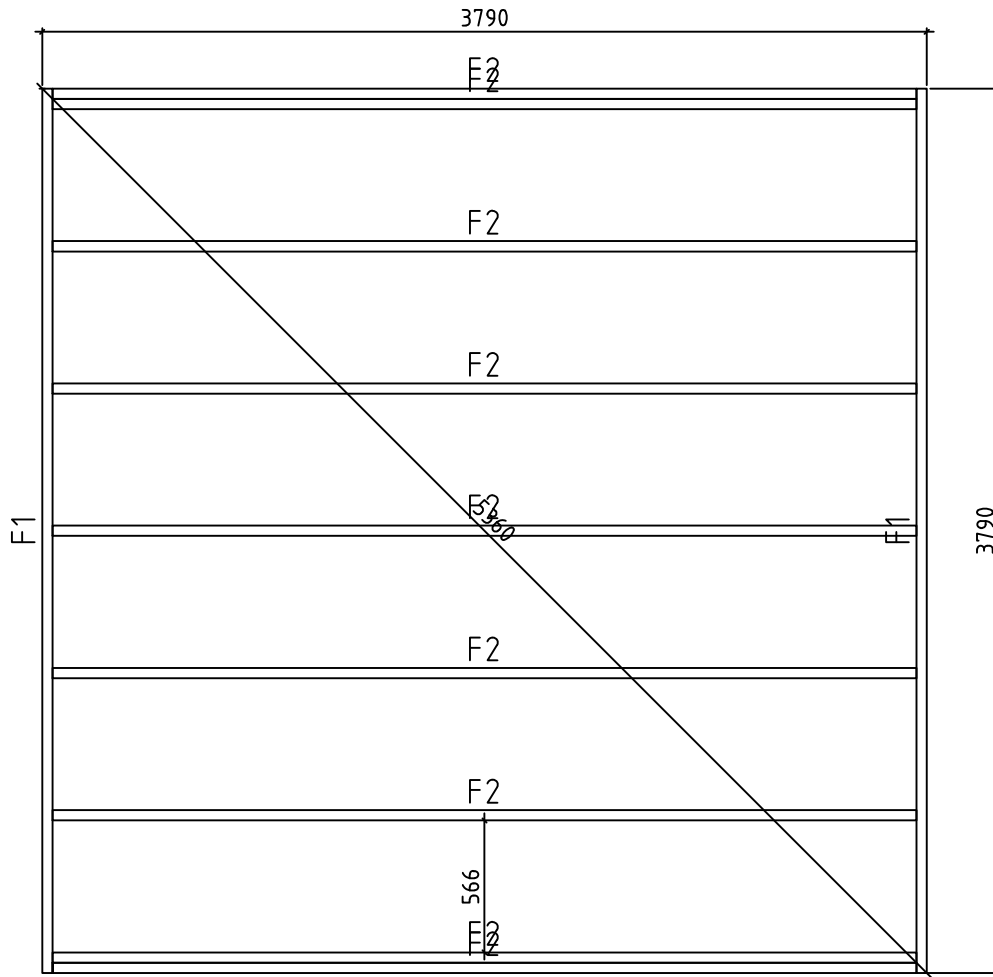
Pos	Specification-Spezifikation-Specificatie-Nomenclature-Elementi-Especificacion	Qty	Profile (mm)	Lenght (mm)
001		1	44x68	2570
002		1	44x68	570
003		6	44x135	2570
004		22	44x135	570
005		8	44x135	610
006		38	44x135	4000
007		1	44x135	4200
008		1	44x68	4000
009		1	44x135	4200
013		16	44x135	1305
WA-1		1		
WB-1		1		
F1	FOUNDATION-FUNDAMENT-FONDATION-FONDAZIONE-VIGAS DE CIMENTACIÓN 	2	44x70	3790
F2	FOUNDATION-FUNDAMENT-FONDATION-FONDAZIONE-VIGAS DE CIMENTACIÓN 	9	44x70	3702
PL1	PURLIN-DACHPFETTE-PANNE-ARCARECCIO-VIGUETA DE TEJADO 	5	44x144	4200
F-1	Floor board-Fussbodenbrett-Vloerplank-Lame de plancher-Tavola pavimento-Tabla de suelo 	43 34	88x18 114x18	3702
R-1	Roof board-Dachbrett-Dakplank-Volige-Tavola tetto-Tabla de tejado 	48+1 37+1	88x18 114x18	4595
FLB-1	Floor beading 2000-Fussbodenleiste-Plinten-Moulure de finition-Listello pavimento-Liston de suelo 	8	18x40	16rmt.
GB-1	Gable board 120-Giebelblende-Gevelplank-Planche de rive-Tavola di bordo-Tabla de borde 	2	18x120	4240
GB-2	Gable board 120-Giebelblende-Gevelplank-Planche de rive-Tavola di bordo-Tabla de borde 	2	18x120	4635
RL-1	Roofing lath 2000-Giebelleiste-Gevellijst-Latte de rive-Listello di bordo-Listones de borde 	10	18x40	20rmt.
Model	Material	Page 1/2		

Pos	Specification-Spezifikation-Specificatie-Nomenclature-Elementi-Especificacion	Qty	Profile (mm)	Lenght (mm)
SS-1	Storm slat kit-Sturmleiste satz-Stormanker set-Kit de latte anti tempête-Kit listello di tempesta-Kit liston anti tormenta  2xφ6x45	4	18x40	2000
	Door kit-Tür satz-Deur set-Kit porte-Kit porta-Kit para puerta 	1		
	Nail 1.6x30-Nagel-Spijker-Clou-Chiodo-Clavo 	30	1.6x30	
	Nail 1.8x40-Nagel-Spijker-Clou-Chiodo-Clavo 	700	1.8x40	
S4x60	Screw 4x60-Schraube-Schroef-Vis-Vite-Tornillo 	80	4x60	
S6x120	Screw 6x120-Schraube-Schroef-Vis-Vite-Tornillo 	30	6x120	
	Ventilation panel kit-Außengitter-Schoepenrooster-Panneau de ventilation-Griglia di ventilazione-Rejilla de ventilacion 	1		
	WINDOW 1380x1050 DW0-4DK 138x105-44 ISO 	2		
	DOOR 850x1900 SD06-6 F 850x1900-44 ISO R 	1		
Model	Material	Page	2/2	


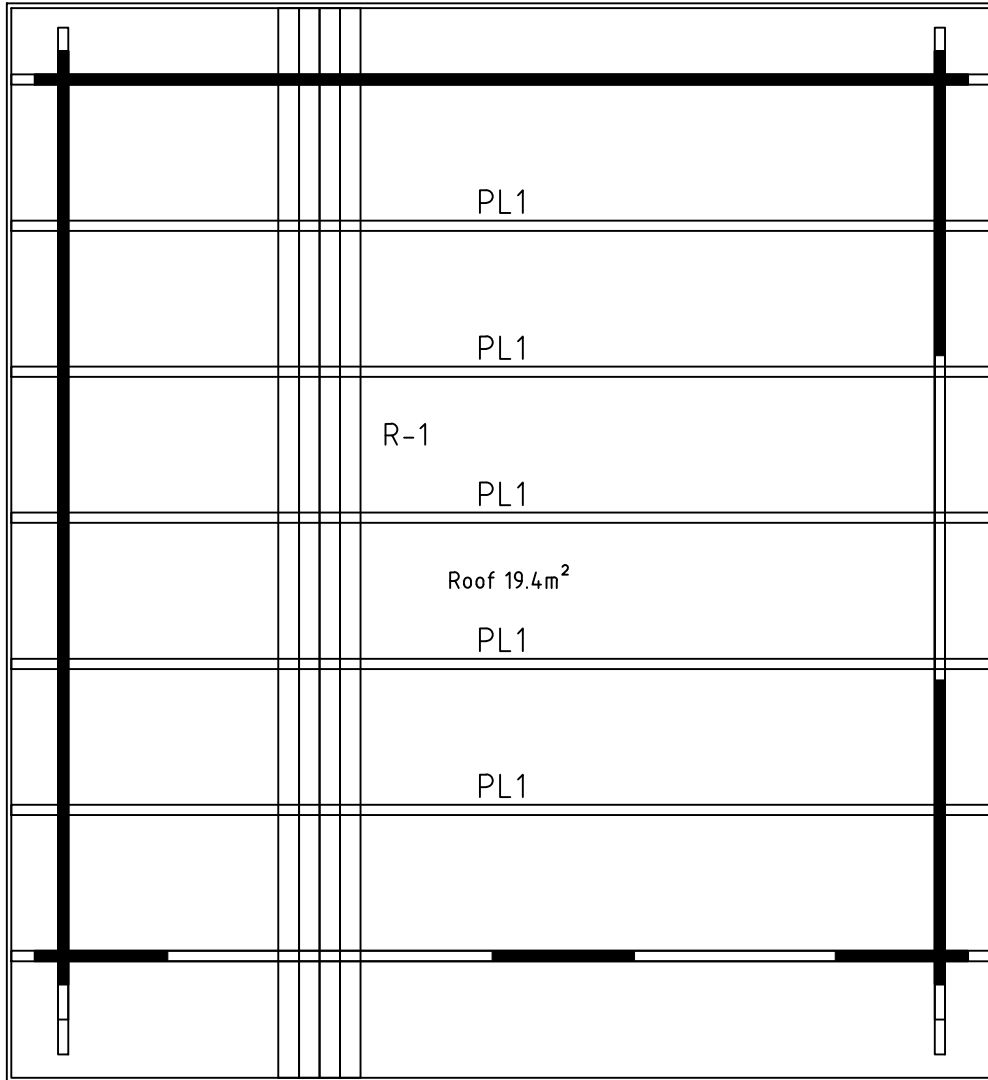
H = 1.600 m
 TOTAL: 13.78 m²



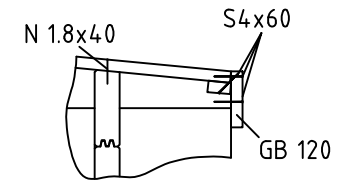

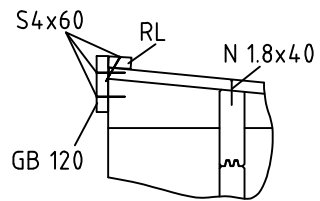
Model	Diego 44 4x4	Page	
Drawing	PLAN	Scale	1:40
Material	44x135	Date	03.12.2025
File	Diego 44 4x4.dwg	Drawn by	



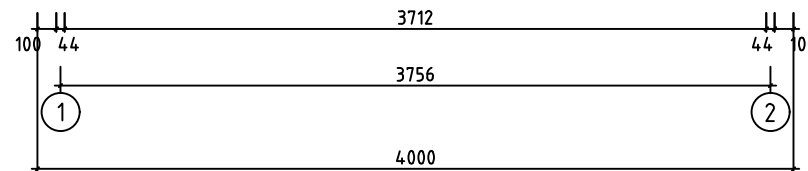
Model	Diego 44 4x4	Page
Drawing	FOUNDATION	Scale 1:40
Material	44x135	Date 03.12.2025
File	Diego 44 4x4.dwg	Drawn by



Model	Diego 44 4x4	Page
Drawing	ROOF	Scale 1:40
Material	44x135	Date 03.12.2025
File	Diego 44 4x4.dwg	Drawn by


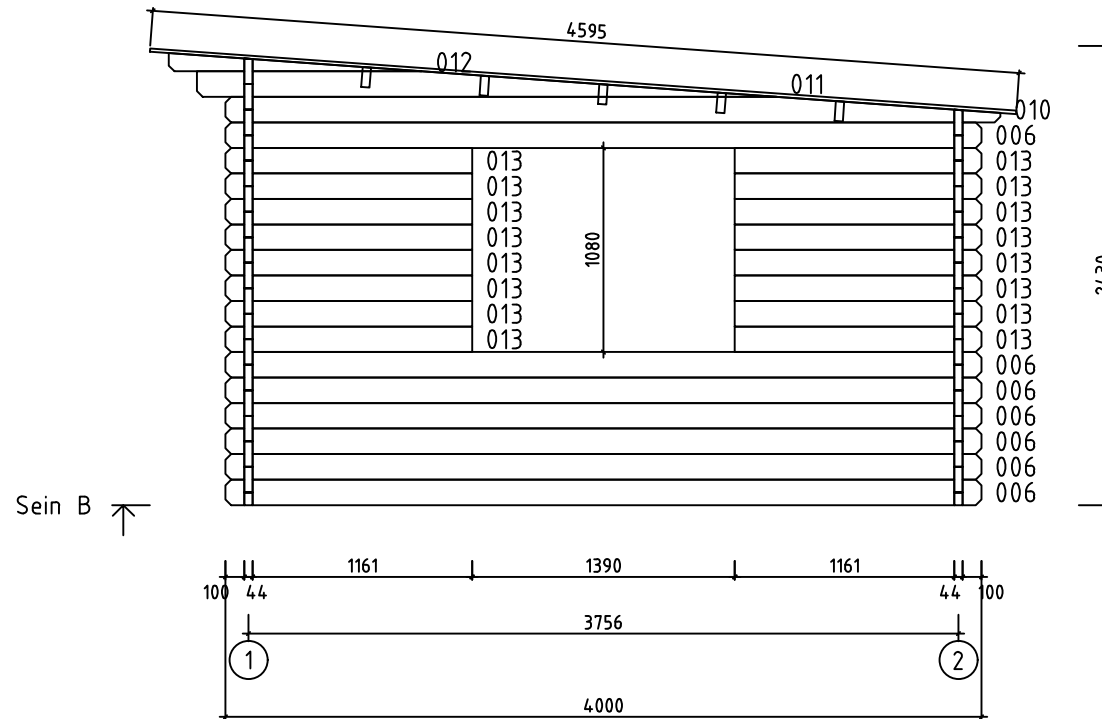


Sein A ↗


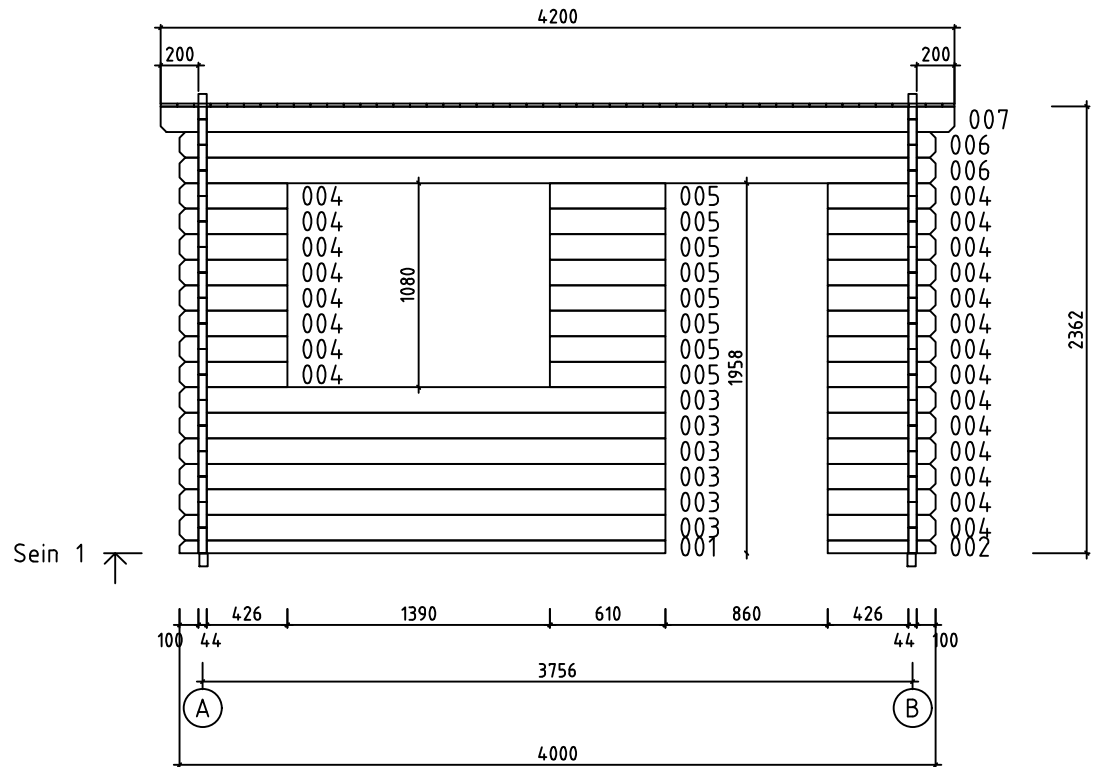


0 0.5m 1.0m 2.0m



Model	Diego 44 4x4	Page	3
Drawing	SEIN A	Scale	1:40
Material	4.4x13.5	Date	03.12.2025
File	Diego 44 4x4.dwg	Drawn by	



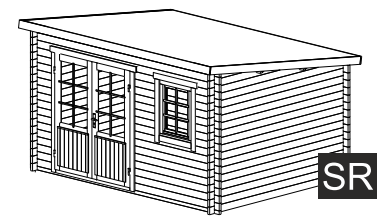
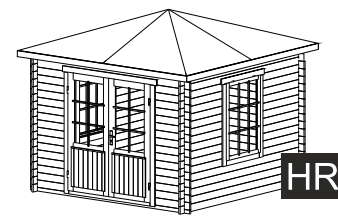
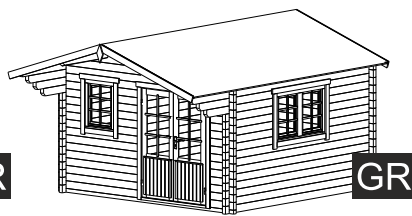
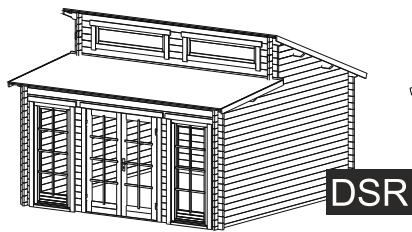
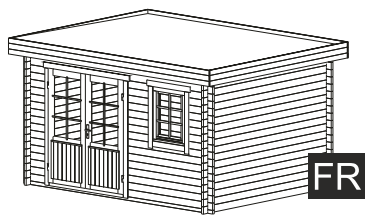
Model	Diego 44 4x4	Page	4
Drawing	SEIN B	Scale	1:40
Material	4.4x13.5	Date	03.12.2025
File	Diego 44 4x4.dwg	Drawn by	



Model	Diego 44 4x4	Page	5
Drawing	SEIN 1	Scale	1:40
Material	4.4x13.5	Date	03.12.2025
File	Diego 44 4x4.dwg	Drawn by	



Model	Diego 44 4x4	Page	6
Drawing	SEIN 2	Scale	1:40
Material	4.4x13.5	Date	03.12.2025
File	Diego 44 4x4.dwg	Drawn by	



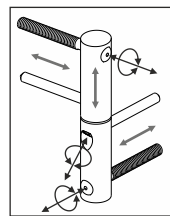
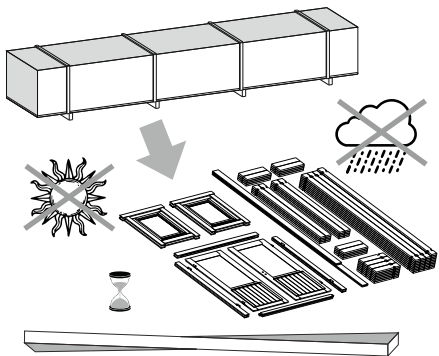
FR

DSR

GR

HR

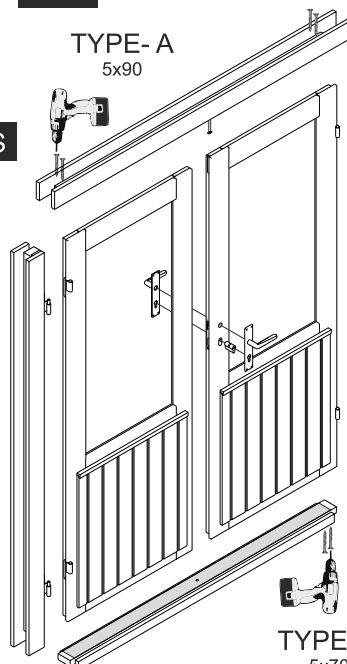
SR



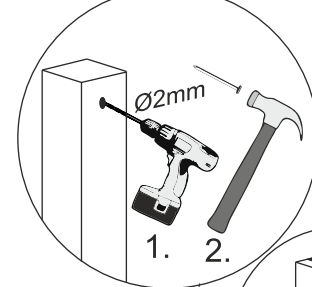
ADJUSTABLE HINGES

3.

TYPE-A
5x90

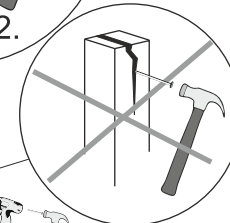


OPTIONS

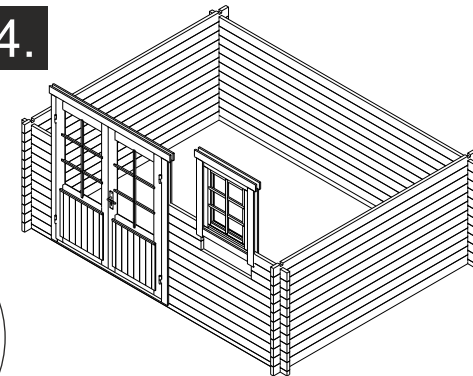


1.

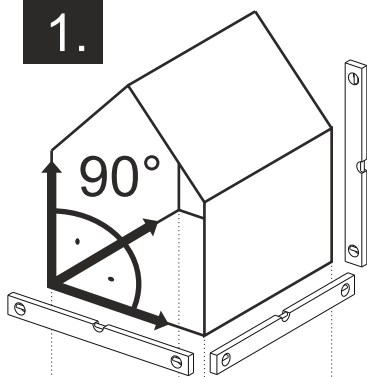
2.



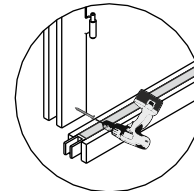
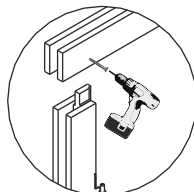
4.



1.



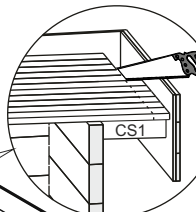
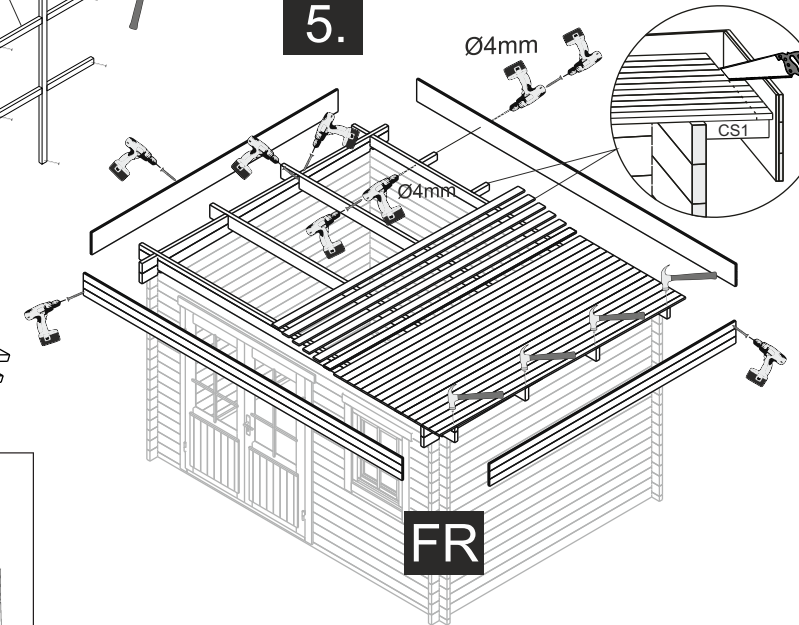
TYPE-B
4x60



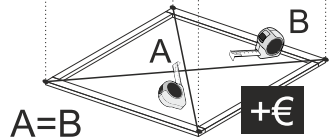
5.

OPTIONS

Ø4mm



Ø4mm

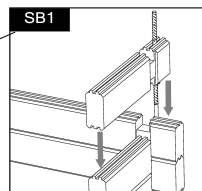


+€

NB!

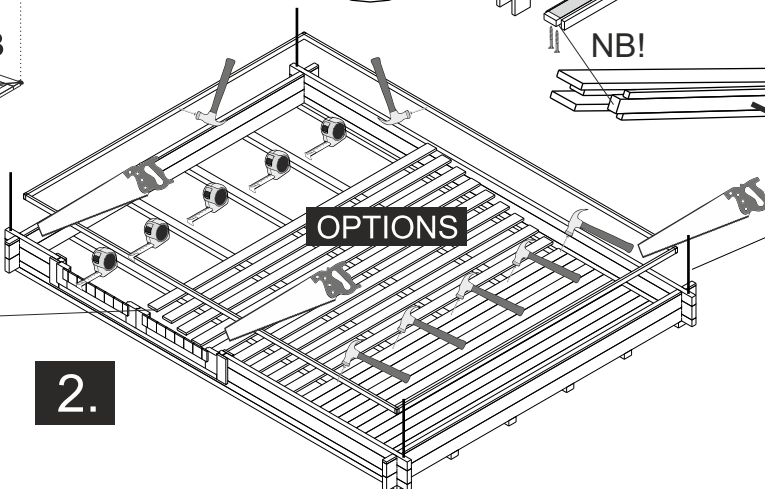
TYPE-A
5x70

OPTIONS



SB1

2.

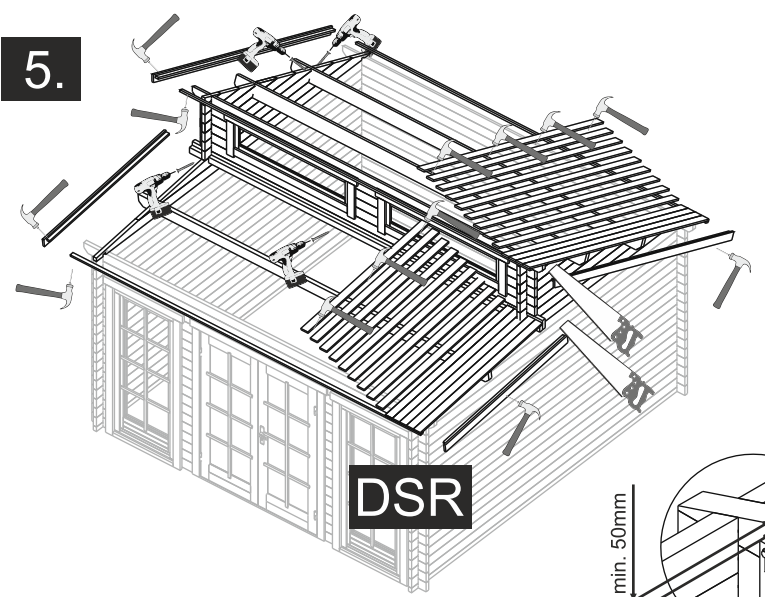


OPTIONS

FR

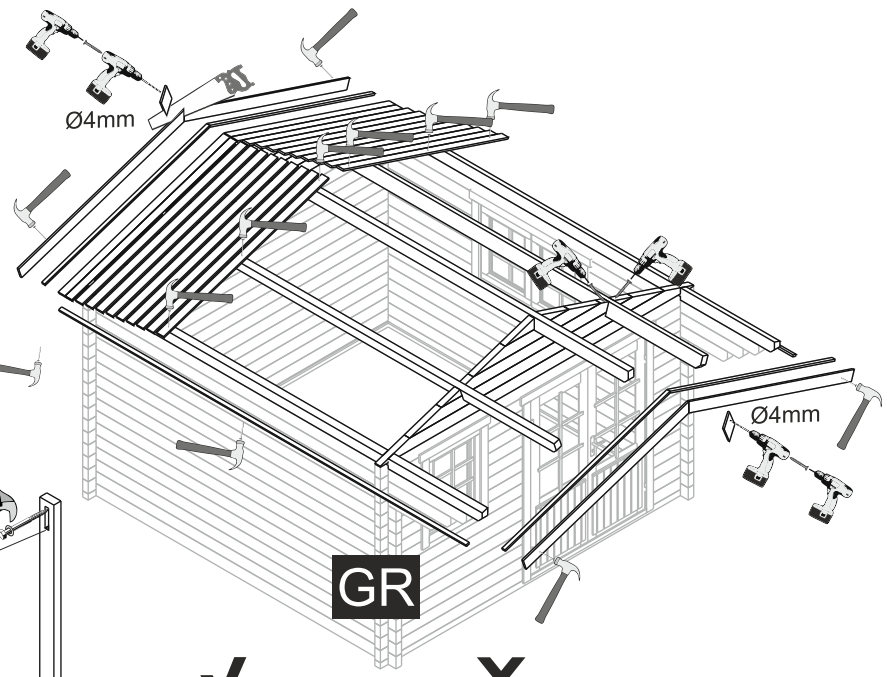
The guide is illustrative. This guide is not project specification.
Der Leitfaden ist illustrativ. Dieser Leitfaden ist keine Projektspezifikation.
De gids is illustratief. Deze gids is geen projectspecificatie.

5.




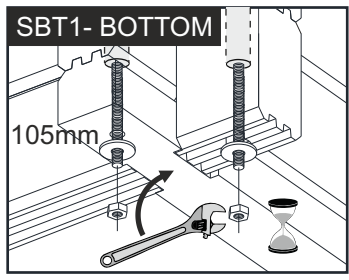
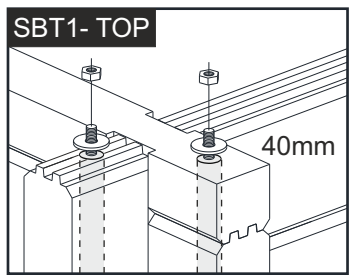
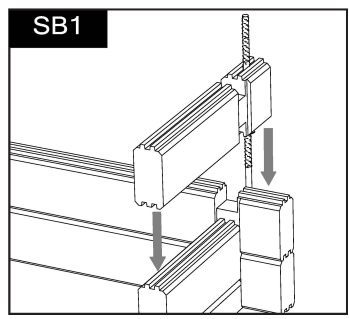
DSR

5.

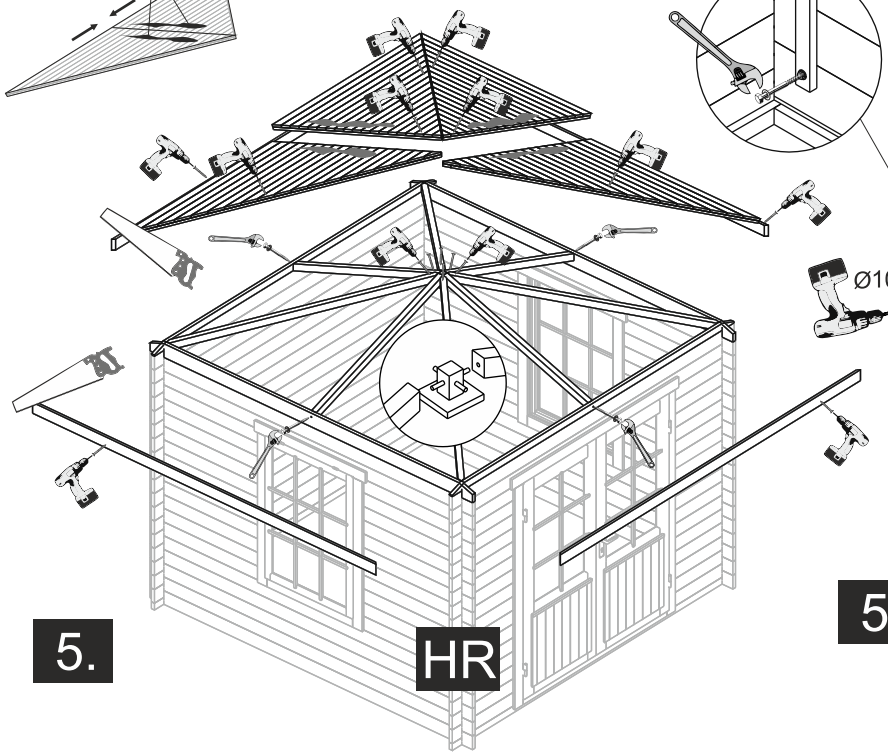


GR

OPTIONS

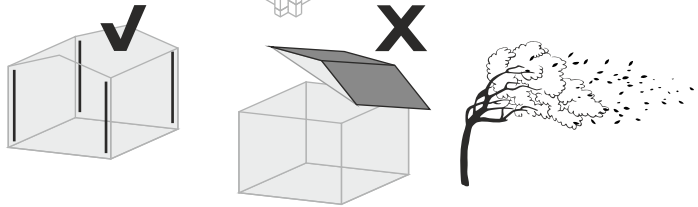


NB!



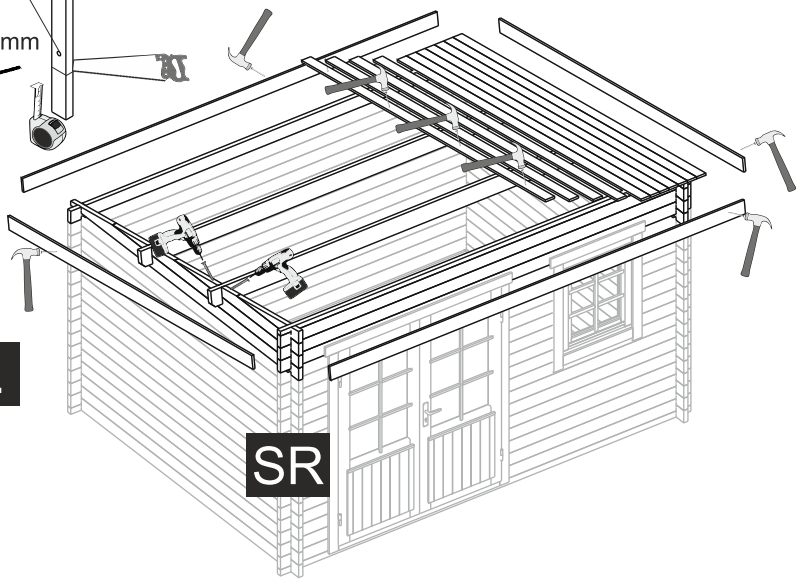
HR

5.



OPTIONS-STORM BRACES

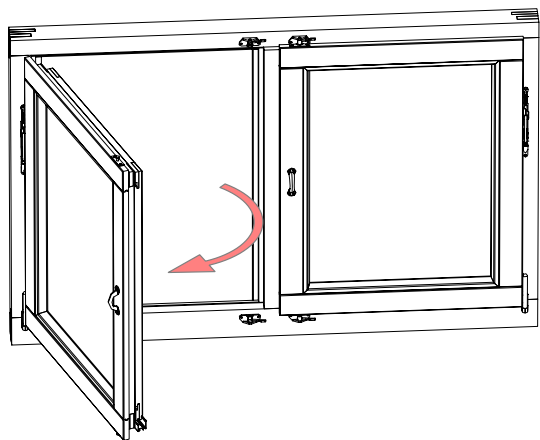
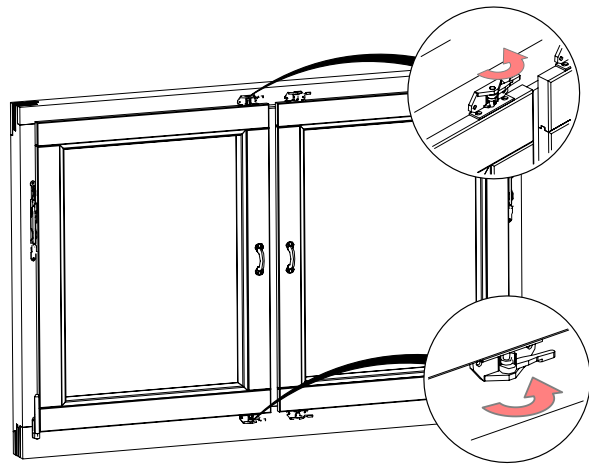
5.



SR

Öffnung/Opening

A



B

